

ZAXIS870



HYDRAULIC EXCAVATOR

Model Code : ZX870-5G / ZX870LC-5G / ZX870H-5G / ZX870LCH-5G

Engine Rated Power : 360 kW (483 HP)

Operating Weight : ZX870-5G : 80 800 kg / ZX870LC-5G : 82 600 kg

ZX870H-5G : 82 300 kg / ZX870LCH-5G : 84 200 kg

Backhoe Bucket : ISO Heaped : 2.9 - 4.5 m³

ZAXIS Empower your Vision.

A ZAXIS hallmark – industry-leading hydraulic technologies, and performance no other can beat. New ZAXIS provides reliable solutions: impressive fuel economy, swift front movements, and easy operation. You'll also find Hitachi technological prowess and expertise, such as the optimized hydraulic system and engine.

New ZAXIS features the key benefits of high quality, low fuel consumption, and high durability, all of which serve to ensure low running costs.

New ZAXIS, which is empowered by comprehensive evolution, will realize customers' visions and dreams, and pioneer your colorful future.



Large Production with Less Fuel

Page 4-5

- 4% reduction in fuel consumption
- More fuel reduction in the ECO mode
- Swift front movements with HIOS IIIIB hydraulics
- 9% enhancement in swing torque
- Easy-to-use attachments

Pursuits of Performance and Durability

Page 6-7

- Prestige R&D and quality control
- Durable, reliable engine
- Rock-solid, durable front attachment
- Strengthened undercarriage
- Strengthened upperstructure D-section skirt

No Compromise on Operator Comfort

Page 8-9

- Comfortable operating environment
- Comfort-designed operator seat
- Robust cab
- New, easy-to-use multifunction monitor

Simplified Maintenance

Page 10-11

- Concentrated inspection points
- Fast lubrication
- Easy access to the center walkway
- Low life cycle costs
- 1 110 L large capacity fuel tank

Hitachi Support Chain

Page 12-13

- Remote fleet management with Global e-Service
- Parts and service



Large Production with Less Fuel

4%* Reduction in Fuel Consumption

New ZAXIS is a fuel-thrifty excavator that can reduce fuel consumption by 4%*, compared to the conventional ZX850-3/ ZX850-3F family, thanks to the HIOS III B hydraulic system and engine control system, thereby reducing CO₂ emissions.

*H/P mode vs. conventional model's H/P mode

More Fuel Reduction in the ECO mode

The ECO mode, a new economical mode, can further cut fuel consumption by 10% compared to the PWR mode, without sacrificing digging force by optimal matching of operations.



Swift Front Movements with HIOS* III B Hydraulics

Operating speed increases with less fuel consumption thanks to the HIOS III B hydraulic system, developed by industry-leading hydraulic technologies and a wealth of experience.

*Human & Intelligent Operation System

Improved Arm Controllability

Improved arm controllability for level luffing and level crowding for front movements, including swing operations. The boom regenerative circuit using the boom weight and the newly adopted variable orifice of the swing circuit help ensure hydraulic oil can be effectively allocated and pressure loss can be reduced.

9%* Enhancement in Swing Torque

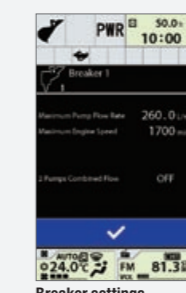
One of the key performance requirements for mining machinery is swing power. It must be capable of holding and swinging buckets full of crushed stones powerfully, and then loading them onto a dump truck. The new ZAXIS adopts a newly developed swing device to improve swing power by 9%* over conventional models. It also has sufficient capacity to load crushed stones onto a dump truck.

*Compared to the conventional ZX850-3 / ZX850-3F family



Easy-to-Use Attachments


The operator can adjust extra circuit flow and check settings from the multifunction monitor next to the operator seat. What's more, 11 jobs, including flow rate setting, can easily be selected by their identified names.



Pursuits of Performance and Durability

Prestige R&D and Quality Control

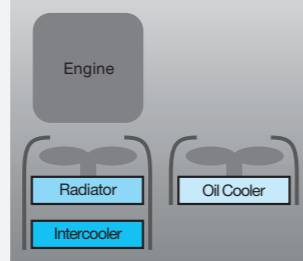
Hitachi has earned praise for technological prowess and product performance around the world. R&D Division has a track record – including excellent design, stress analysis expertise using CAE system, and abundant production data base. What's more, a large-scale durability test field (427 hm²) allows for a series of stringent testing of new machines. Production Division strives to automatize production processes, including robotic welding, machining, painting, assembling and transferring.



Durable, Reliable Engine

This engine has a track record showing impressive durability at countless tough job sites around the world. The engine — associated with a rugged design, a direct fuel injection system and an elaborate governor — goes green, and complies with EU Stage II and US EPA Tier 2 emissions regulations.

The cooling system has excellent cooling capability with a radiator and oil cooler arranged in parallel. The system optimizes the rotational speed of two cooling fans, depending on the temperatures of coolant and hydraulic oil, contributing to excellent cooling capability and noise reduction. The combination of a 360 kW (483 HP) engine and the new HIOS IIIB hydraulic system meets requirements, in terms of both output and fuel consumption.



Rock-Solid, Durable Front Attachment

A very robust and durable boom and arm are adopted for the Front Attachment, allowing it to function optimally at tough job sites such as mines / quarries, where an endless stream of operations is required. The ZX870H-5G/ZX870LCH-5G adopts an H-boom and H-arm, using plates thicker than those of standard models. The arm also includes a damage prevention plate and square bars; improving its durability compared to the standard model. The arm cylinder, boom cylinders and bucket cylinder for the retract side cushion shocks at the stroke ends to reduce noise and extend the service life.

Strengthened Undercarriage

The reliable undercarriage structure of the conventional ZAXIS models is retained for the new ZAXIS. For idler brackets, where stress is concentrated in transit, the box-structure and reinforcing plates limit deformation and enhance travel stability. An enhanced two-step side step ladder is also provided to facilitate entering/alighting from the cab.

Strengthened Upperstructure D-Section Skirt

For the new ZAXIS, the plate thickness of the D-section skirt is increased by 25% to improve durability performance. A large door catch is added to reduce shocks and jolts of the cab and upperstructure.



Enhancements of boom & arm with rock bucket (ZX870H-5G / ZX870LCH-5G)



Boom hose protector



Idler brackets



Undercarriage Structure



Side step

No Compromise on Operator Comfort

Comfortable Operating Environment

You'll feel comfortable and confident, with plenty of leg space and excellent visibility when entering the cab. The new compact console gives more leg space. The new door pillar is shifted rearward by 70 mm to widen an entry space for easy access. A new LED room light, interlocked with the door, turns on when the door opens. The front window is easily removed and stored overhead using slide rails (ZX870(LC)-5G only). The overhead window is openable for ventilation. Lots more air vents for air conditioner are located strategically for uniform air circulation inside the cab. The control panel and control levers are arranged within easy reach of the operator. AM/FM radio and AUX port (optional) for a mobile music player are available for a long work day with less fatigue. All these designs focus on operator comfort.

Comfort-Designed Operator Seat

The luxury cloth seat is fitted with a headrest and arm rests for operator comfort. The seat can be adjusted in multiple ways, sliding and reclining, to suit operator's size and preferences. The seat can slide rearward by 40 mm more for added leg space. An air suspension with a heat pad is optional.

Robust Cab

The robust cab, meeting the OPG (Top Guard Level 1*), protects the operator from falling objects. The pilot control shut-off lever is provided with the neutral engine start system that permits engine starting only when the pilot control shut-off lever is in Lock position. The engine is lockable by entering a password through the 10-key panel.

*The H-series complies with Top Guard Level II.



Control panel

Large storage space



The photo shows an optional air suspension seat

New, Easy-to-Use Multifunction Monitor

The new multi-language, multifunction monitoring system is composed of a 7-inch high-resolution color monitor and a multifunction controller. The monitor allows the operator to check varying operating variables: oil temperature, fuel level, work mode, full-auto air conditioner, AM/FM radio, rear view monitor camera (optional), maintenance support, and attachment flow adjustment. Menu items can be selected and adjusted by a multifunction controller on the control panel. A new rear view monitor camera always displays the view behind the machine.



Simplified Maintenance



Concentrated Inspection Points


Inspection points are concentrated on the wall surface around the engine and the center walkway located in the center of the upperstructure. This facilitates maintenance of the engine oil filter, fuel filter, pilot filter, drain filter and water separator. A lid behind the cab door is available for easy replacement of the air conditioner filters for fresh air.

Easy Access to the Center Walkway

The center walkway is located in the center of the upperstructure for easy access to the engine and inspection points. The center walkway is easily accessible from a wide side walkway and features anti-skid plates for safety.

Fast Lubrication

The arm and boom have their own centralized greasing points for fast lubrication. An optional electric grease gun with hose-reel or an auto-grease lubricator is also available for faster greasing / lubrication.

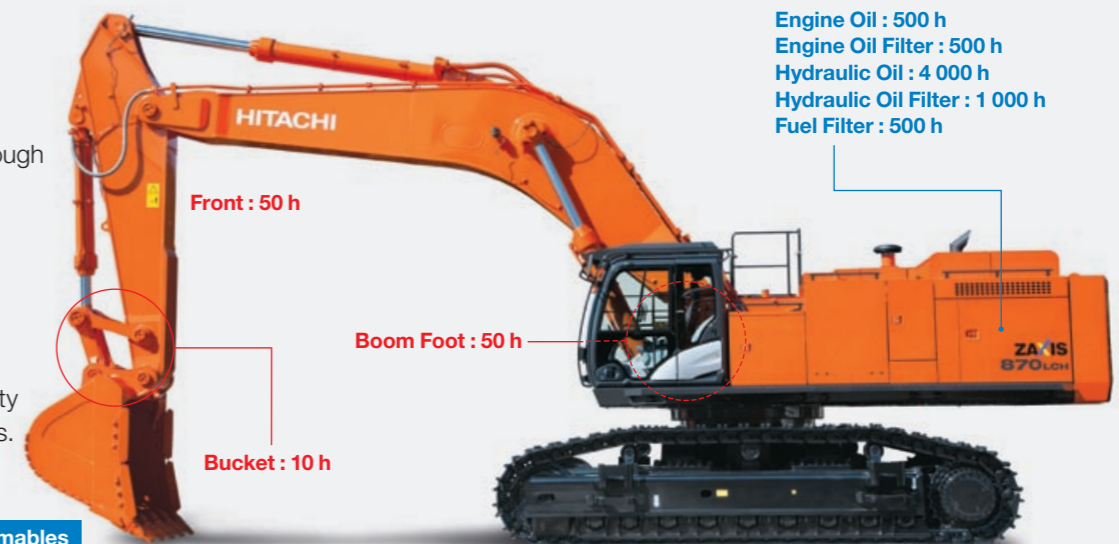


Low Life Cycle Costs

Service intervals are long enough to slash maintenance costs.

1 110 L Large Capacity Fuel Tank

Equipped with a large capacity fuel tank for longer operations.



Lubricant Consumables

Note: Periodic inspection is required to check oil contamination and likes.

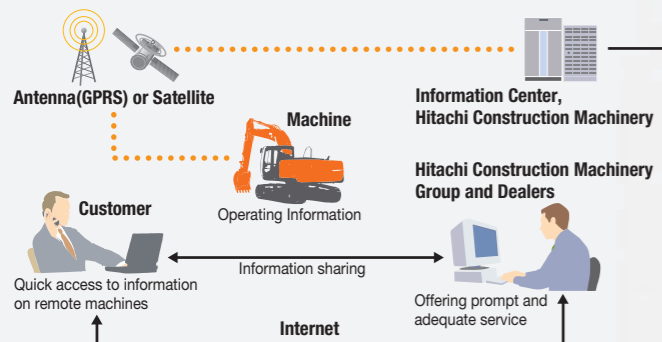
Hitachi Support Chain

Hitachi Support Chain is a full customer support system offered after buying a Hitachi machine.

Remote Fleet Management with Global e-Service

Easy Access to On-Site Machines through the Internet

This on-line fleet management system allows you to access each on-site machine from a PC in your office. You can get its operating information and location to increase productivity of the fleet and reduce downtime. Operating data and log are sent to a Hitachi server for processing, and then to customer and dealers around the world. This system is available 24 hours a day, all the year around.



Note: In Some Regions, Global e-Service Is Not Available by Local Regulations.

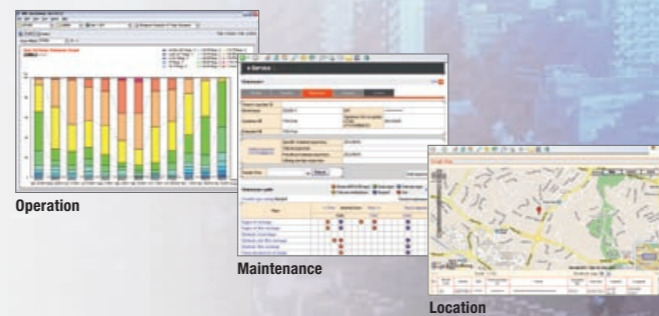
Main Features of Global e-Service

Functions

Global e-Service provides easy access to a machine on site, conveying operating information and log, including daily operating hours, fuel level, temperatures, pressures, and likes.

Maintenance

Maintenance data and log are displayed on a easy-to-read monitor screen, suggesting recommended maintenance for efficient fleet management.



Parts and Service

Hitachi full customer support is available every area on the globe for full customer satisfaction through Hitachi local dealers.

Parts

Hitachi Global Online Network, a parts supply system, is linked with Japan Parts Center, overseas depots and over 150 dealers abroad to deliver on-line parts information, including in-stock parts, order receptions, shipments and delivery period of over one million parts and components.

Genuine Hitachi Parts

Genuine Hitachi parts, meeting Hitachi stringent quality standards, are guaranteed according to Hitachi warranty standards. The use of genuine Hitachi parts, including engine, fuel, hydraulic oil and filters, may slash running costs, and extend machine life.

Ground Engaging Tools (GETs)

Hitachi provides an array of Hitachi Ground Engaging Tools developed and built for a variety of applications.

Using high-quality, well-maintained GETs will help you get customers' trust.

Note: Some dealers do not handle Hitachi GETs.

Remanufactured Components

Hitachi components are remanufactured according to the stringent remanufacturing standards at four factories around the world. They have high quality equivalent to new ones, and backed up by Hitachi warranty system.

Note: Some dealers do not handle Hitachi Remanufactured Components.

Service

Extended Warranty — HELP

Hitachi Standard Warranty System is available on all new Hitachi machines. In addition, Hitachi offers Hitachi Extended Life Programs (HELPS) to suit customer expectations –

protecting machines under tough operating conditions, avoiding unexpected downtime, and reducing repair costs.

Note: Warranty conditions vary by equipment.

Diagnostic Tools — Maintenance Pro

Electronic control system needs quick on-site solutions, apart from mechanical repairs. Hitachi's Maintenance Pro can diagnose machine failures in a short time by plugging a PC into a failed machine.

Technical Training

On-site servicing matters despite locations to keep the machine at peak performance and reduce downtime. Technical Training Center (TTC), located in Japan, educates and trains service technicians and service support personnel coming from Hitachi dealers and factories on the globe according to the international training programs.

SPECIFICATIONS

ENGINE

| | |
|------------------------|---|
| Model | Isuzu BB-6WG1XQA-04 |
| Type | 4-cycle water-cooled, direct injection |
| Aspiration | Turbocharged, intercooled |
| No. of cylinders | 6 |
| Rated power | |
| ISO 9249, net | H/P mode: |
| (Without Fan) | 360 kW (483 HP) at 1 800 min ⁻¹ (rpm) |
| SAE J1349, net | H/P mode: |
| (Without Fan) | 360 kW (483 HP) at 1 800 min ⁻¹ (rpm) |
| Maximum torque | 1 945 Nm (198 kgf m) at 1 500 min ⁻¹ (rpm) |
| Piston displacement .. | 15.681 L |
| Bore and stroke | 147 mm x 154 mm |
| Batteries | 2 x 12 V / 170 Ah |

HYDRAULIC SYSTEM

Hydraulic Pumps

| | |
|---------------------|--|
| Main pumps | 2 variable displacement axial piston pumps |
| Maximum oil flow .. | 2 x 512 L/min |
| Pilot pump | 1 gear pump |
| Maximum oil flow .. | 50 L/min |

Hydraulic Motors

| | |
|--------------|--|
| Travel | 2 axial piston motors with parking brake |
| Swing | 2 axial piston motors |

Relief Valve Settings

| | |
|-------------------------|-------------------------------------|
| Implement circuit | 31.9 MPa (325 kgf/cm ²) |
| Swing circuit | 28.4 MPa (290 kgf/cm ²) |
| Travel circuit | 34.3 MPa (350 kgf/cm ²) |
| Pilot circuit | 3.9 MPa (40 kgf/cm ²) |
| Power boost | 34.3 MPa (350 kgf/cm ²) |

Hydraulic Cylinders

| | Quantity | Bore | Rod diameter |
|-----------|----------|--------|--------------|
| Boom | 2 | 215 mm | 150 mm |
| Arm | 1 | 225 mm | 160 mm |
| Bucket | 1 | 200 mm | 140 mm |
| Bucket BE | 1 | 215 mm | 150 mm |

UPPERSTRUCTURE

Revolving Frame

D-section frame for resistance to deformation.

Swing Device

Axial piston motor with planetary reduction gear is bathed in oil. Swing parking brake is spring-set/hydraulic-released disc type.

| | |
|-------------------|-----------------------------|
| Swing speed | 7.4 min ⁻¹ (rpm) |
|-------------------|-----------------------------|

Operator's Cab

ZX870-5G / ZX870LC-5G:

Independent spacious cab, 1 025 mm wide by 1 675 mm high. The OPG top guard fitted Level I conforms to the related requirements of the International Organization Standardization(ISO)10262.

ZX870H-5G / ZX870LCH-5G (H/R cab):

Independent spacious cab, 1 025 mm wide by 1 817 mm high. The OPG top guard fitted Level II conforms to the related requirements of the International Organization Standardization(ISO)10262.

UNDERCARRIAGE

Tracks

Track shoes with double grousers made of induction-hardened rolled alloy. Heat-treated connecting pins with dirt seals. Hydraulic (grease) track adjusters with shock-absorbing recoil springs.

Numbers of Rollers and Shoes on Each Side

| | |
|-------------------------|---|
| Upper rollers | 3 |
| Lower rollers | 8: ZX870-5G / ZX870H-5G 9: ZX870LC-5G / ZX870LCH-5G |
| Track shoes | 47: ZX870-5G / ZX870H-5G 51: ZX870LC-5G / ZX870LCH-5G |
| Idler track guard | 1 |
| Track guard | 2: ZX870-5G / ZX870LC-5G Full track guard: ZX870H-5G / ZX870LCH-5G |

Travel Device

Each track driven by axial piston motor through reduction gear for counterrotation of the tracks. Parking brake is spring-set/hydraulic-released disc type.

Automatic transmission system: High-Low.

| | |
|---------------------|---|
| Travel speeds | High : 0 to 4.5 km/h Low : 0 to 3.0 km/h |
|---------------------|---|

| | |
|---------------------------|---------------------|
| Maximum traction force .. | 560 kN (57 100 kgf) |
|---------------------------|---------------------|

| | |
|--------------------|----------------------------|
| Gradeability | 70% (35 degree) continuous |
|--------------------|----------------------------|

SERVICE REFILL CAPACITIES

| | |
|--------------------------------|----------|
| Fuel tank | 1110.0 L |
| Engine coolant | 112.0 L |
| Engine oil | 52.0 L |
| Pump device | 6.2 L |
| Swing device (each side) | 15.7 L |
| Travel device (each side)..... | 19.0 L |
| Hydraulic system | 1042.0 L |
| Hydraulic oil tank | 500.0 L |

WEIGHTS AND GROUND PRESSURE

Operating Weight and Ground Pressure

| Shoe type | Shoe width | Boom type | Arm type | ZX870-5G | | ZX870LC-5G | | ZX870H-5G | | ZX870LCH-5G | | |
|-----------|-----------------|-----------------|---------------------|---------------------|----------------------------|---------------------|----------------------------|---------------------------------|----------------------------|---------------------------------|----------------------------|---|
| | | | | kg | kPa (kgf/cm ²) | kg | kPa (kgf/cm ²) | kg | kPa (kgf/cm ²) | kg | kPa (kgf/cm ²) | |
| Double | 650 mm | 8.4 m | 4.4 m | 80 700 | 121 (1.23) | 82 500 | 112 (1.14) | - | - | - | - | |
| | | Bucket capacity | | 2.90 m ³ | | 2.90 m ³ | | - | - | - | - | |
| | | 8.4 m | 3.7 m | 80 700 | 121 (1.23) | 82 400 | 112 (1.14) | - | - | - | - | |
| | | Bucket capacity | | 3.50 m ³ | | 3.50 m ³ | | - | - | - | - | |
| | | 8.4 m H | 3.7 m H | - | - | - | - | 82 300 | 124 (1.26) | 84 200 | 115 (1.17) | |
| | | Bucket capacity | | - | | - | | 3.50 m ³ Rock bucket | | 3.50 m ³ Rock bucket | | |
| | | 7.1 m BE | 3.7 m H | - | - | - | - | 81 900 | 123 (1.25) | 83 800 | 114 (1.16) | |
| | | Bucket capacity | | - | | - | | 3.70 m ³ Rock bucket | | 3.70 m ³ Rock bucket | | |
| | | 7.1 m BE | 2.95 m BE | 81 500 | 122 (1.25) | 83 300 | 113 (1.15) | 82 500 | 124 (1.26) | 84 400 | 115 (1.17) | |
| | | Bucket capacity | | 4.50 m ³ | | 4.50 m ³ | | 4.30 m ³ Rock bucket | | 4.30 m ³ Rock bucket | | |
| | | 750 mm | 8.4 m | 4.4 m | 81 400 | 106 (1.08) | 83 200 | 98 (1.00) | - | - | - | - |
| | | | Bucket capacity | | 2.90 m ³ | | 2.90 m ³ | | - | - | - | - |
| | 8.4 m | | 3.7 m | 81 300 | 106 (1.08) | 83 100 | 98 (1.00) | - | - | - | - | |
| | Bucket capacity | | 3.50 m ³ | | 3.50 m ³ | | - | - | - | - | | |
| | 7.1 m BE | | 2.95 m BE | 82 100 | 107 (1.09) | 84 000 | 99 (1.01) | - | - | - | - | |
| | Bucket capacity | | 4.50 m ³ | | 4.50 m ³ | | - | - | - | - | | |
| | 900 mm | | 8.4 m | 4.4 m | - | - | 84 100 | 83 (0.84) | - | - | - | - |
| | | | Bucket capacity | | - | | 2.90 m ³ | | - | - | - | - |
| | | | 8.4 m | 3.7 m | - | - | 84 200 | 83 (0.84) | - | - | - | - |
| | | | Bucket capacity | | - | | 3.50 m ³ | | - | - | - | - |
| | | | 7.1 m BE | 2.95 m BE | - | - | 84 900 | 83 (0.85) | - | - | - | - |
| | | | Bucket capacity | | - | | 4.50 m ³ | | - | - | - | - |

BUCKET LIST

ZX870-5G / ZX870LC-5G

| Capacity | Width | | No. of teeth | Weight | Recommendation | | |
|----------------------|----------------------|-------------------|--------------|----------|------------------------------------|-----------|-------------------------|
| | Without side cutters | With side cutters | | | 7.1 m BE-boom 2.95 m BE-arm | 3.7 m arm | 8.4 m boom 4.4 m arm |
| 2.90 m ³ | 1 590 mm | 1 780 mm | 5 | 2 700 kg | x | ⊙ | ⊙ |
| 3.50 m ³ | 1 850 mm | 2 040 mm | 5 | 2 950 kg | x | ⊙ | - |
| 4.50 m ³ | 2 120 mm | 2 190 mm | 5 | 3 970 kg | ⊙ | x | x |
| Applicable shoe type | | | | | 650 mm Double grouser | | |
| | | | | | 750 mm Double grouser | | |
| | | | | | 900 mm Double grouser : ZX870LC-5G | | |

⊙ Suitable for material with density of 1 800 kg / m³ or less

- Not applicable

x Can't be installed

ZX870H-5G / ZX870LCH-5G

| Capacity | Width | | No. of teeth | Weight | Recommendation | | |
|------------------------|----------------------|-------------------|--------------|----------|--------------------------------|-------------|-----------------------------|
| | Without side cutters | With side cutters | | | 7.1 m BE-boom 2.95 m BE-arm | 3.7 m H-arm | 8.4 m H-boom 3.7 m H-arm |
| *1 3.50 m ³ | 1 870 mm | 1 890 mm | 5 | 3 790 kg | x | ● | ● |
| *1 3.70 m ³ | 1 950 mm | 1 970 mm | 5 | 3 900 kg | x | ● | x |
| *1 4.30 m ³ | 2 090 mm | 2 110 mm | 5 | 4 270 kg | ● | x | x |
| *2 1.90 m ³ | - | 1 490 mm | 3 | 4 200 kg | x | ● | ● |
| *2 2.20 m ³ | - | 1 580 mm | 3 | 4 400 kg | ● | x | x |
| One-point ripper | | | 1 | 2 680 kg | ● | ● | ● |
| Applicable shoe type | | | | | 650 mm Double grouser | | |

*1 Rock bucket *2 Ripper bucket

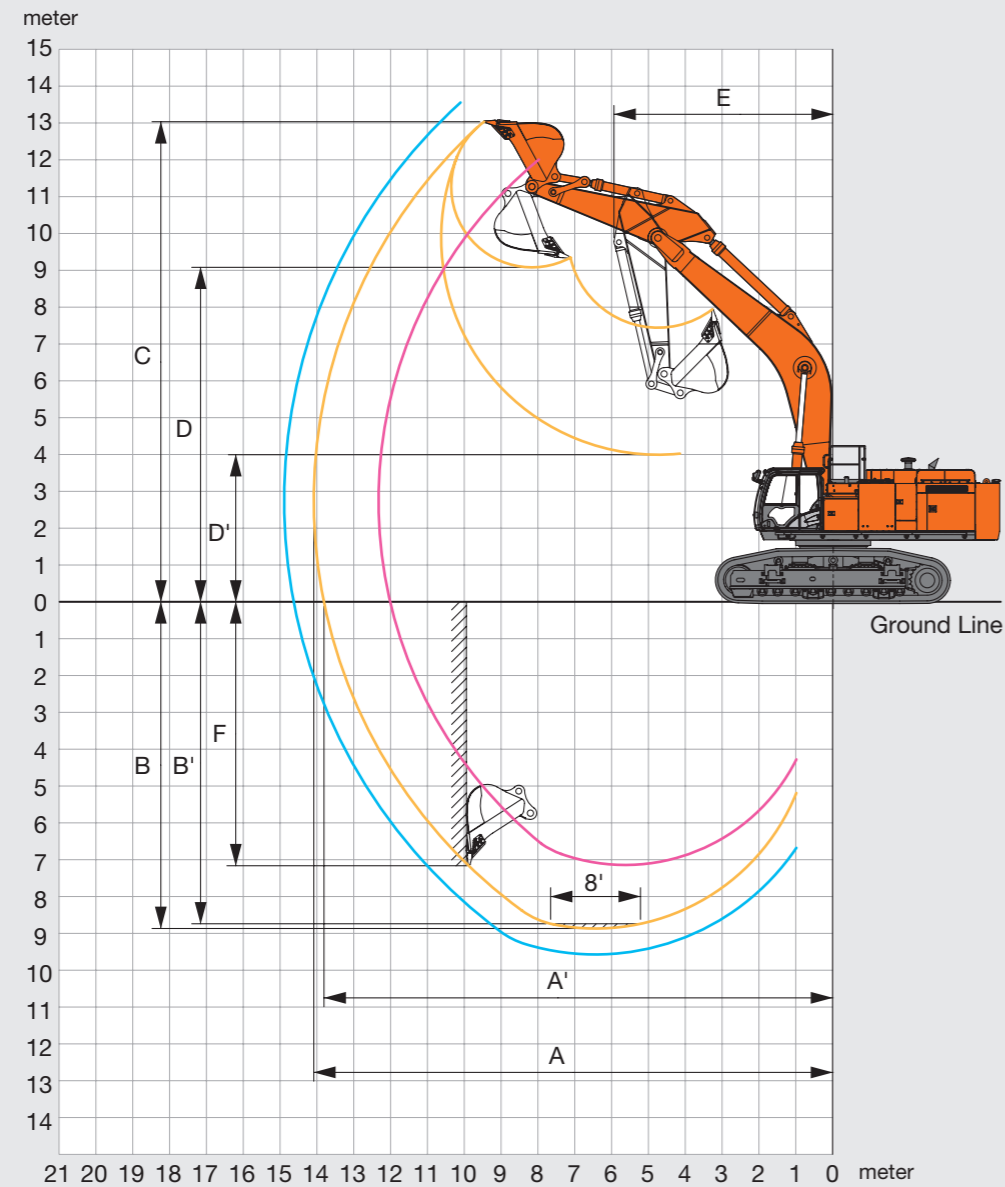
● Heavy-duty service

x Can't be installed

SPECIFICATIONS

WORKING RANGES

ZX870-5G / ZX870LC-5G



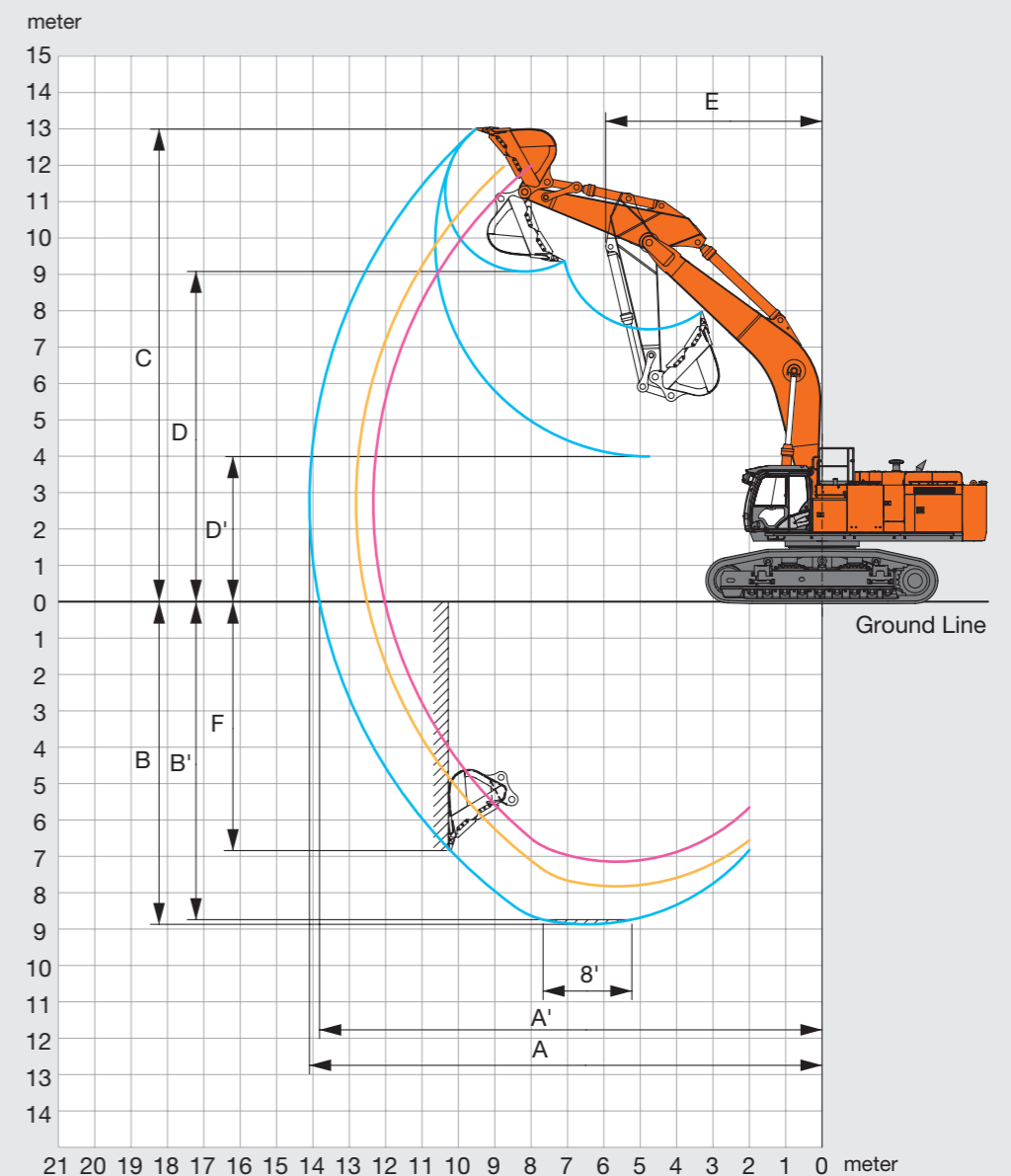
Unit: mm

| | ZX870-5G / ZX870LC-5G | | |
|-----------------------------------|-----------------------|------------|-----------|
| | 7.1 m BE-boom | 8.4 m boom | |
| | 2.95 m BE-arm | 3.7 m arm | 4.4 m arm |
| A Max. digging reach | 12 340 | 14 100 | 14 910 |
| A' Max. digging reach (on ground) | 12 020 | 13 820 | 14 640 |
| B Max. digging depth | 7 140 | 8 870 | 9 570 |
| B' Max. digging depth (8° level) | 7 000 | 8 740 | 9 460 |
| C Max. cutting height | 12 010 | 13 030 | 13 820 |
| D Max. dumping height | 8 130 | 9 080 | 9 740 |
| D' Min. dumping height | 3 770 | 3 990 | 3 290 |
| E Min. swing radius | 5 210 | 5 950 | 5 950 |
| F Max. vertical wall | 4 100 | 7 170 | 8 480 |

Excluding track shoe lug

WORKING RANGES

ZX870H-5G / ZX870LCH-5G



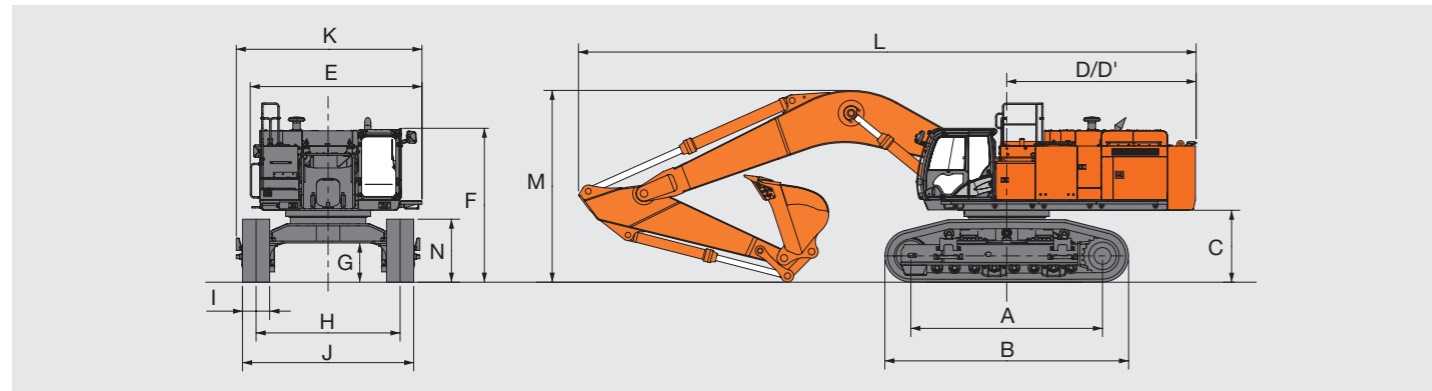
Unit: mm

| | ZX870H-5G / ZX870LCH-5G | | |
|-----------------------------------|-------------------------|-------------|--------------|
| | 7.1 m BE-boom | | 8.4 m H-boom |
| | 2.95 m BE-arm | 3.7 m H-arm | 3.7 m H-arm |
| A Max. digging reach | 12 340 | 12 820 | 14 100 |
| A' Max. digging reach (on ground) | 12 020 | 12 510 | 13 820 |
| B Max. digging depth | 7 140 | 7 820 | 8 870 |
| B' Max. digging depth (8° level) | 7 000 | 7 690 | 8 740 |
| C Max. cutting height | 12 010 | 12 130 | 13 000 |
| D Max. dumping height | 8 130 | 8 180 | 9 080 |
| D' Min. dumping height | 3 770 | 3 000 | 3 990 |
| E Min. swing radius | 5 210 | 5 090 | 5 950 |
| F Max. vertical wall | 4 100 | 6 090 | 6 840 |

Excluding track shoe lug

SPECIFICATIONS

DIMENSIONS



Unit: mm

| Retractable gauge | ZX870-5G | ZX870LC-5G | ZX870H-5G | ZX870LCH-5G |
|---|---------------|-----------------|---------------|---------------|
| A Distance between tumbler | 4 590 | 5 110 | 4 590 | 5 110 |
| B Undercarriage length | 5 840 | 6 360 | 5 840 | 6 360 |
| *1 C Counterweight clearance | 1 680 | 1 680 | 1 680 | 1 680 |
| D Rear-end swing radius | 4 600 | 4 600 | 4 600 | 4 600 |
| D' Rear-end length | 4 520 | 4 520 | 4 520 | 4 520 |
| E Overall width upperstructure | 4 120 | 4 120 | 4 120 | 4 120 |
| F Overall height of cab | 3 690 | 3 690 | 3 800 | 3 800 |
| *1 G Min. ground clearance | 890 | 890 | 890 | 890 |
| H Track gauge: Extended / Retracted | 3 450 / 2 830 | 3 450 / 2 830 | 3 450 / 2 830 | 3 450 / 2 830 |
| I Track shoe width | 650 / 750 | 650 / 750 / 900 | 650 | 650 |
| J Undercarriage width with 650 mm shoe | 4 100 / 3 480 | 4 100 / 3 480 | 4 100 / 3 480 | 4 100 / 3 480 |
| : Extended / Retracted with 750 mm shoe | 4 200 / 3 580 | 4 200 / 3 580 | — | — |
| with 900 mm shoe | — | 4 350 / 3 730 | — | — |
| K Overall width | 4 450 | 4 450 | 4 450 | 4 450 |
| L Overall length | 14 800 | 14 800 | 14 800 | 14 800 |
| M Overall height of boom | 4 770 | 4 770 | 4 770 | 4 770 |
| N Track height | 1 500 | 1 500 | 1 500 | 1 500 |

*1 Excluding track shoe lug

BUCKET AND ARM DIGGING FORCES

ZX870-5G / ZX870LC-5G

| | ZX870-5G / ZX870LC-5G | | |
|---------------------------------|-----------------------|----------------------|----------------------|
| | 7.1 m BE-boom | 8.4 m boom | |
| | 2.95 m BE-arm | 3.7 m arm | 4.4 m arm |
| Bucket digging force* ISO | 472 kN (48 200 kgf) | 399 kN (40 700 kgf) | 399 kN (40 700 kgf) |
| Bucket digging force*SAE : PCSA | 411 kN (41 900 kgf) | 359 kN (36 600 kgf) | 359 kN (36 600 kgf) |
| Arm crowd force* ISO | 394 kN (40 200 kgf) | 323 kN (33 000 kgf) | 280 kN (28 600 kgf) |
| Arm crowd force* SAE : PCSA | 378 kN (38 600 kgf) | 315 kN (32 100 kgf) | 273 kN (27 900 kgf) |

*At power boost

ZX870H-5G / ZX870LCH-5G

| | ZX870H-5G / ZX870LCH-5G | | |
|---------------------------------|-------------------------|----------------------|----------------------|
| | 7.1 m BE-boom | | 8.4 m H-boom |
| | 2.95 m BE-arm | 3.7 m H-arm | 3.7 m H-arm |
| Bucket digging force* ISO | 472 kN (48 200 kgf) | 402 kN (41 000 kgf) | 402 kN (41 000 kgf) |
| Bucket digging force*SAE : PCSA | 411 kN (41 900 kgf) | 359 kN (36 600 kgf) | 359 kN (36 600 kgf) |
| Arm crowd force* ISO | 394 kN (40 200 kgf) | 324 kN (33 100 kgf) | 324 kN (33 100 kgf) |
| Arm crowd force* SAE : PCSA | 378 kN (38 600 kgf) | 316 kN (32 200 kgf) | 316 kN (32 200 kgf) |

*At power boost

LIFTING CAPACITIES (Without bucket)

Notes: 1. Ratings are based on ISO 10567.

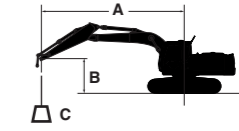
2. Lifting capacity does not exceed 75% of tipping load with the machine on firm, level ground or 87% full hydraulic capacity.

3. The load point is the center-line of the bucket pivot mounting pin on the arm.

4. *Indicates load limited by hydraulic capacity.

5. 0 m = Ground.

For lifting capacities, subtract bucket and quick hitch weight from lifting capacities without bucket.



A: Load radius

B: Load point height

C: Lifting capacity

ZX870LC-5G

Rating over-front Rating over-side or 360 degrees Unit : kg

| Conditions | Load point height m | Load radius m | | | | | | | | | | | | At max. reach | | | | | |
|--|---------------------|---------------|---------|---------|---------|---------|---------|---------|---------|---------|---------|---------|---------|---------------|---------|---------|---------|--------|------|
| | | 3.0 | | 4.5 | | 6.0 | | 7.5 | | 9.0 | | 10.5 | | 12.0 | | meter | | | |
| | | | | | | | | | | | | | | | | | | | |
| BE-Boom 7.1 m BE-Arm 2.95 m Counterweight 13 300 kg Shoe 650 mm | 7.5 | | | | | | | *21 750 | *21 750 | | | | | | | *16 660 | *16 660 | 8.86 | |
| | 6.0 | | | | | *26 890 | *26 890 | *23 170 | *23 170 | *21 180 | 18 030 | | | | | *16 390 | *16 320 | 9.54 | |
| | 4.5 | | | | | *31 010 | *31 010 | *25 220 | 23 180 | *22 040 | 17 550 | | | | | *16 610 | 14 970 | 9.93 | |
| | 3.0 | | | | | *34 730 | 30 670 | *27 250 | 22 190 | *23 040 | 17 010 | | | | | *17 290 | 14 300 | 10.1 | |
| | 1.5 | | | | | *36 770 | 29 420 | *28 650 | 21 390 | *23 730 | 16 530 | | | | | *18 530 | 14 190 | 10.0 | |
| | 0(Ground) | | | | | *36 890 | 28 790 | *29 000 | 20 870 | *23 670 | 16 210 | | | | | *20 570 | 14 650 | 9.70 | |
| Boom 8.4 m Arm 3.7 m Counterweight 13 300 kg Shoe 650 mm | -1.5 | | | | | *42 330 | *42 330 | *35 250 | 28 600 | *27 960 | 20 670 | *22 120 | 16 150 | | | *21 580 | 15 880 | 9.12 | |
| | -3.0 | *41 880 | *41 880 | *39 690 | *39 690 | *31 580 | 28 780 | *24 790 | 20 820 | | | | | | *21 270 | 18 440 | 8.23 | | |
| | -4.5 | | | *30 900 | *30 900 | *24 390 | *24 390 | | | | | | | | *19 710 | *19 710 | 6.88 | | |
| | 9.0 | | | | | | | | | *16 350 | *16 350 | | | | *12 240 | *12 240 | 10.1 | | |
| | 7.5 | | | | | | | | | *17 010 | *17 010 | *15 370 | 14 260 | | *12 080 | *12 080 | 10.9 | | |
| | 6.0 | | | | | *25 050 | *25 050 | *20 700 | *20 700 | *18 220 | 17 840 | *16 730 | 13 980 | | *12 200 | 12 090 | 11.4 | | |
| Boom 8.4 m Arm 4.4 m Counterweight 13 300 kg Shoe 650 mm | 4.5 | | | | | *29 780 | *29 780 | *23 250 | 22 410 | *19 690 | 17 160 | *17 530 | 13 600 | | *12 570 | 11 310 | 11.8 | | |
| | 3.0 | | | | | *33 680 | 29 060 | *25 600 | 21 310 | *21 140 | 16 490 | *18 380 | 13 190 | | *13 230 | 10 900 | 11.9 | | |
| | 1.5 | | | | | | | *27 270 | 20 490 | *22 280 | 15 940 | *19 060 | 12 840 | | *14 230 | 10 800 | 11.8 | | |
| | 0(Ground) | | | | | | | *28 030 | 20 000 | *22 900 | 15 560 | 18 940 | 12 600 | | *15 730 | 11 020 | 11.6 | | |
| | -1.5 | | | | | *34 910 | 27 480 | *27 840 | 19 800 | *22 840 | 15 380 | 18 830 | 12 500 | | 17 440 | 11 620 | 11.1 | | |
| | -3.0 | | | | | *32 930 | 27 660 | *26 660 | 19 830 | *21 880 | 15 400 | | | | *18 060 | 12 780 | 10.4 | | |
| Boom 8.4 m Arm 4.4 m Counterweight 13 300 kg Shoe 650 mm | -4.5 | | | | | *29 640 | 28 080 | *24 160 | 20 120 | *19 410 | 15 680 | | | | *18 180 | 14 910 | 9.37 | | |
| | -6.0 | | | | | *29 450 | *29 450 | *24 260 | *24 260 | *19 260 | *19 260 | | | | *17 670 | *17 670 | 7.93 | | |
| | 9.0 | | | | | | | | | | | *12 220 | *12 220 | | | *9 190 | *9 190 | 11.0 | |
| | 7.5 | | | | | | | | | *15 660 | *15 660 | *14 690 | 14 430 | | *8 980 | *8 980 | 11.8 | | |
| | 6.0 | | | | | | | *19 030 | *19 030 | *16 950 | *16 950 | *15 650 | 14 080 | *11 380 | 11 210 | *8 970 | *8 970 | 12.3 | |
| | 4.5 | | | | | *27 220 | *27 220 | *21 660 | *21 660 | *18 520 | 17 290 | *16 570 | 13 640 | *13 920 | 10 990 | *9 130 | *9 130 | 12.6 | |
| Boom 8.4 m Arm 4.4 m Counterweight 13 300 kg Shoe 650 mm | 3.0 | | | | | *31 550 | 29 580 | *24 220 | 21 510 | *20 110 | 16 550 | *17 550 | 13 180 | *15 820 | 10 730 | *9 460 | *9 460 | 12.7 | |
| | 1.5 | | | | | *32 210 | 28 130 | *26 240 | 20 530 | *21 460 | 15 910 | *18 400 | 12 770 | 15 680 | 10 480 | *9 990 | 9 670 | 12.7 | |
| | 0(Ground) | | | | | *31 980 | 27 380 | *27 420 | 19 890 | *22 360 | 15 440 | 18 800 | 12 450 | 15 490 | 10 300 | *10 790 | 9 830 | 12.4 | |
| | -1.5 | | | | | *19 280 | *19 280 | *35 210 | 27 110 | *27 700 | 19 550 | *22 640 | 15 160 | 18 600 | 12 260 | | *11 980 | 10 290 | 12.0 |
| | -3.0 | *19 410 | *19 410 | *27 940 | *27 940 | *33 840 | 27 150 | *27 020 | 19 470 | *22 150 | 15 080 | *18 380 | 12 250 | | | *13 800 | 11 160 | 11.3 | |
| | -4.5 | *28 350 | *28 350 | *39 290 | *39 290 | *31 230 | 27 450 | *25 210 | 19 640 | *20 550 | 15 220 | | | | | *16 510 | 12 680 | 10.4 | |
| -6.0 | | | | | *33 540 | *33 540 | *26 920 | *26 920 | *21 680 | 20 110 | *16 670 | 15 730 | | | *16 250 | 15 520 | 9.10 | | |

ZX870-5G

Rating over-front Rating over-side or 360 degrees Unit : kg

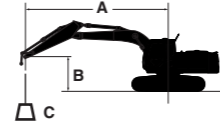
| Conditions | Load point height m | Load radius m | | | | | | | | | | At max. reach | | | | | | |
|---|---------------------|---------------|--|-----|--|---------|---------|---------|---------|---------|---------|---------------|--------|---------|---------|---------|---------|------|
| | | 3.0 | | 4.5 | | 6.0 | | 7.5 | | 9.0 | | 10.5 | | meter | | | | |
| | | | | | | | | | | | | | | | | | | |
| Boom 8.4 m Arm 3.7 m Counterweight 13 300 kg Shoe 650 mm | 9.0 | | | | | | | | | *16 350 | *16 350 | | | *12 240 | *12 240 | 10.1 | | |
| | 7.5 | | | | | | | | | *17 010 | *17 010 | *15 370 | 13 970 | *12 080 | *12 080 | 10.9 | | |
| | 6.0 | | | | | *25 050 | *25 050 | *20 700 | *20 700 | *18 220 | 17 500 | *16 730 | 13 700 | *12 200 | 11 830 | 11.4 | | |
| | 4.5 | | | | | *29 780 | *29 780 | *23 250 | 21 980 | *19 690 | 16 810 | 17 190 | 13 310 | *12 570 | 11 070 | 11.8 | | |
| | 3.0 | | | | | *33 680 | 28 460 | *25 600 | 20 880 | 21 080 | 16 150 | 16 770 | 12 910 | *13 230 | 10 660 | 11.9 | | |
| | 1.5 | | | | | | | | | 26 730 | 20 060 | 20 490 | 15 600 | 16 400 | 12 560 | 13 770 | 10 560 | 11.8 |
| Boom 8.4 m Arm 4.4 m Counterweight 13 300 kg Shoe 650 mm | 0(Ground) | | | | | | | | | 26 200 | 19 570 | 20 090 | 15 220 | 16 140 | 12 320 | 14 080 | 10 770 | 11.6 |
| | -1.5 | | | | | *34 910 | 26 890 | 25 980 | 19 360 | 19 900 | 15 030 | 16 040 | 12 210 | | 14 870 | 11 350 | 11.1 | |
| | -3.0 | | | | | *32 930 | 27 060 | 26 020 | 19 400 | 19 920 | 15 050 | | | | 16 380 | 12 490 | 10.4 | |
| | -4.5 | | | | | *29 640 | 27 480 | *24 160 | 19 690 | *19 410 | 15 340 | | | | *18 180 | 14 590 | 9.37 | |
| | -6.0 | | | | | *29 450 | *29 450 | *24 260 | *24 260 | *19 260 | *19 260 | | | | | *17 670 | *17 670 | 7.93 |

LIFTING CAPACITIES (Without bucket)

Notes: 1. Ratings are based on ISO 10567.

- Lifting capacity does not exceed 75% of tipping load with the machine on firm, level ground or 87% full hydraulic capacity.
- The load point is the center-line of the bucket pivot mounting pin on the arm.
- *Indicates load limited by hydraulic capacity.
- 0 m = Ground.

For lifting capacities, subtract bucket and quick hitch weight from lifting capacities without bucket.



A: Load radius
B: Load point height
C: Lifting capacity

ZX870LCH-5G

Rating over-front Rating over-side or 360 degrees Unit : kg

| Conditions | Load point height m | Loadradius m | | | | | | | | | | Atmax.reach | | | | | |
|-------------------------|---------------------|--------------|--|-----|--|-----|--|-----|--|-----|--|-------------|--|-------|--|--|--|
| | | 3.0 | | 4.5 | | 6.0 | | 7.5 | | 9.0 | | 10.5 | | meter | | | |
| | | | | | | | | | | | | | | | | | |
| BE-Boom 7.1 m | 7.5 | | | | | | | | | | | | | | | | |
| BE-Arm 2.95 m | 6.0 | | | | | | | | | | | | | | | | |
| Counterweight 13 300 kg | 4.5 | | | | | | | | | | | | | | | | |
| Shoes 650 mm | 3.0 | | | | | | | | | | | | | | | | |
| | 1.5 | | | | | | | | | | | | | | | | |
| | 0(Ground) | | | | | | | | | | | | | | | | |
| | -1.5 | | | | | | | | | | | | | | | | |
| | -3.0 | | | | | | | | | | | | | | | | |
| | -4.5 | | | | | | | | | | | | | | | | |
| H-Boom 8.4 m | 9.0 | | | | | | | | | | | | | | | | |
| H-Arm 3.7 m | 7.5 | | | | | | | | | | | | | | | | |
| Counterweight 13 300 kg | 6.0 | | | | | | | | | | | | | | | | |
| Shoes 650 mm | 4.5 | | | | | | | | | | | | | | | | |
| | 3.0 | | | | | | | | | | | | | | | | |
| | 1.5 | | | | | | | | | | | | | | | | |
| | 0(Ground) | | | | | | | | | | | | | | | | |
| | -1.5 | | | | | | | | | | | | | | | | |
| | -3.0 | | | | | | | | | | | | | | | | |
| | -4.5 | | | | | | | | | | | | | | | | |
| | -6.0 | | | | | | | | | | | | | | | | |

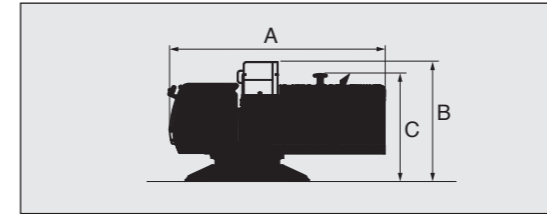
ZX870H-5G

Rating over-front Rating over-side or 360 degrees Unit : kg

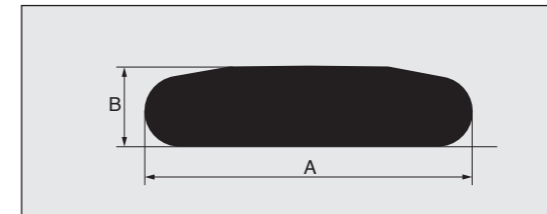
| Conditions | Load point height m | Load radius m | | | | | | | | | | At max. reach | | | | | |
|-------------------------|---------------------|---------------|--|-----|--|-----|--|-----|--|-----|--|---------------|--|-------|--|--|--|
| | | 3.0 | | 4.5 | | 6.0 | | 7.5 | | 9.0 | | 10.5 | | meter | | | |
| | | | | | | | | | | | | | | | | | |
| H-Boom 8.4 m | 9.0 | | | | | | | | | | | | | | | | |
| H-Arm 3.7 m | 7.5 | | | | | | | | | | | | | | | | |
| Counterweight 13 300 kg | 6.0 | | | | | | | | | | | | | | | | |
| Shoe 650 mm | 4.5 | | | | | | | | | | | | | | | | |
| | 3.0 | | | | | | | | | | | | | | | | |
| | 1.5 | | | | | | | | | | | | | | | | |
| | 0(Ground) | | | | | | | | | | | | | | | | |
| | -1.5 | | | | | | | | | | | | | | | | |
| | -3.0 | | | | | | | | | | | | | | | | |
| | -4.5 | | | | | | | | | | | | | | | | |
| | -6.0 | | | | | | | | | | | | | | | | |

TRANSPORTATION

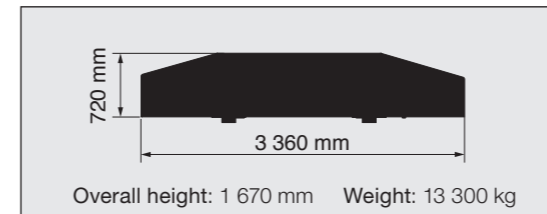
UPPERSTRUCTURE



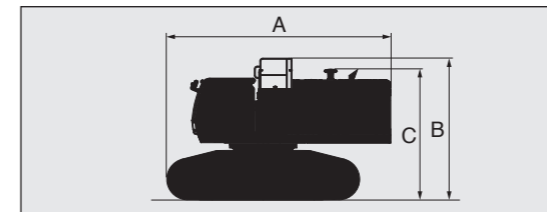
SIDE FRAME



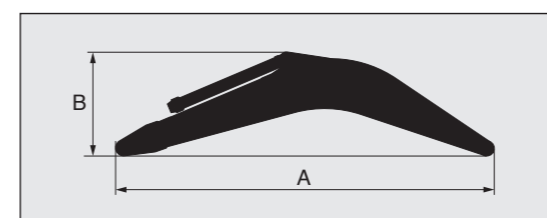
COUNTERWEIGHT



BASIC MACHINE (WITHOUT COUNTERWEIGHT)



BOOM



| | Overall width | Weight | A | B | C |
|-------------------------|---------------|-----------|----------|----------|----------|
| ZX870-5G / ZX870LC-5G | 3 390 mm | 27 400 kg | 6 040 mm | 3 370 mm | 3 040 mm |
| ZX870H-5G / ZX870LCH-5G | 3 390 mm | 27 600 kg | 6 040 mm | | |

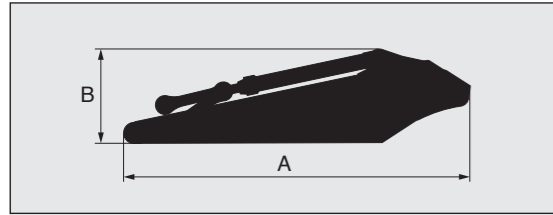
| | Shoe width | Overall width | Weight | A | B |
|-------------|------------|---------------|-----------|----------|----------|
| ZX870-5G | 650 mm | 1 330 mm | 11 200 kg | 5 840 mm | 1 500 mm |
| | 750 mm | 1 330 mm | 11 500 kg | | |
| ZX870LC-5G | 650 mm | 1 330 mm | 12 100 kg | 6 360 mm | |
| | 750 mm | 1 330 mm | 12 400 kg | | |
| | 900 mm | 1 425 mm | 12 900 kg | | |
| ZX870H-5G | 650 mm | 1 330 mm | 11 400 kg | 5 840 mm | |
| ZX870LCH-5G | 650 mm | 1 330 mm | 12 400 kg | 6 360 mm | |

| | Shoe width | Overall width | Weight | A | B | C |
|-------------|------------|---------------|-----------|----------|----------|----------|
| ZX870-5G | 650 mm | 3 480 mm | 50 000 kg | 6 770 mm | 4 300 mm | 3 960 mm |
| | 750 mm | 3 580 mm | 50 700 kg | | | |
| ZX870LC-5G | 650 mm | 3 480 mm | 51 800 kg | 7 080 mm | | |
| | 750 mm | 3 580 mm | 52 500 kg | | | |
| | 900 mm | 3 730 mm | 53 400 kg | | | |
| ZX870H-5G | 650 mm | 3 480 mm | 50 700 kg | 6 770 mm | | |
| ZX870LCH-5G | 650 mm | 3 480 mm | 52 600 kg | 7 080 mm | | |

Note: Undercarriage retracted

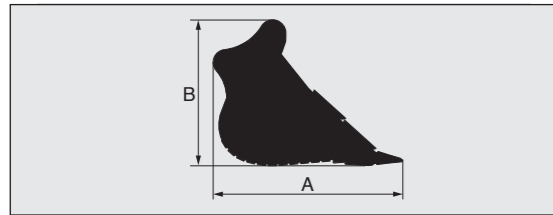
| Boom | A | B | Overall width | Weight |
|----------|----------|----------|---------------|----------|
| 7.1 m BE | 7 490 mm | 2 700 mm | 1 450 mm | 7 670 kg |
| 8.4 m H | 8 780 mm | 2 500 mm | 1 450 mm | 8 200 kg |
| 8.4 m | 8 780 mm | 2 500 mm | 1 450 mm | 8 200 kg |

ARM



| Arm | A | B | Overall width | Weight |
|----------|----------|----------|---------------|----------|
| 2.95m BE | 4 460 mm | 1 660 mm | 850 mm | 4 650 kg |
| 3.7m H | 5 290 mm | 1 420 mm | 820 mm | 4 510 kg |
| 3.7m | 5 290 mm | 1 420 mm | 820 mm | 4 330 kg |
| 4.4m | 5 880 mm | 1 420 mm | 820 mm | 4 660 kg |

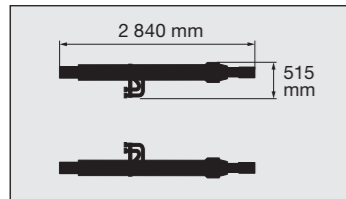
BUCKET



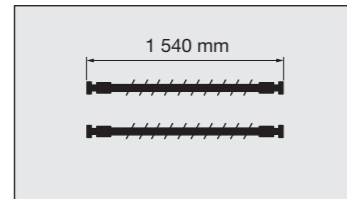
| Bucket Capacity ISO heaped | A | B | Overall width | Weight |
|----------------------------|----------|----------|---------------|----------|
| 2.90 m ³ | 2 210 mm | 1 910 mm | 1 780 mm | 2 700 kg |
| 3.50 m ³ | 2 210 mm | 1 910 mm | 2 040 mm | 2 950 kg |
| 4.50 m ³ | 2 320 mm | 2 000 mm | 2 190 mm | 3 970 kg |
| *1 3.50 m ³ | 2 240 mm | 1 920 mm | 1 890 mm | 3 790 kg |
| *1 3.70 m ³ | 2 240 mm | 1 920 mm | 1 970 mm | 3 900 kg |
| *1 4.30 m ³ | 2 310 mm | 2 000 mm | 2 110 mm | 4 270 kg |

*1:Rock Bucket

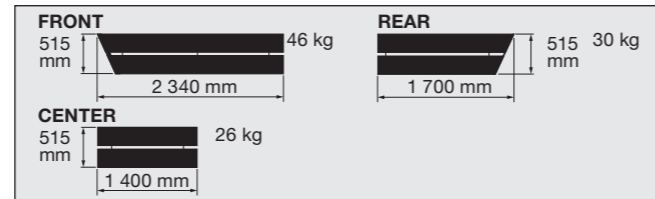
BOOM CYLINDERS 850 kg X 2 Overall height: 410 mm



HOSE OF BOOM CYLINDERS 9 kg X 2 / 13 kg X 2



LEFT SIDEWALK Overall height: 150 mm



Standard and optional equipment may vary by country, so please consult your Hitachi dealer for details.

● : Standard equipment ○ : Optional equipment — : Not applicable

| ENGINE | ZX870-5G | ZX870LC-5G | ZX870H-5G | ZX870LCH-5G |
|---|----------|------------|-----------|-------------|
| Auto idle system | ● | ● | ● | ● |
| Cartridge-type engine oil filter | ● | ● | ● | ● |
| Cartridge-type fuel filter | ● | ● | ● | ● |
| Dry-type air double filter with evacuator valve(with air filter restriction switch for monitor) | ● | ● | ● | ● |
| Fan guard | ● | ● | ● | ● |
| Fuel pre-filter | ● | ● | ● | ● |
| Power mood control [H/P (High Power) PWR(Power) ECO(Economy)] | ● | ● | ● | ● |
| Isolation-mounted engine | ● | ● | ● | ● |
| Pre-cleaner | ○ | ○ | ○ | ○ |
| Radiator, oil cooler with dust protective net | ● | ● | ● | ● |
| Radiator reserve tank | ● | ● | ● | ● |
| 50 A alternator | ● | ● | ● | ● |

| HYDRAULIC SYSTEM | | | | |
|--|---|---|---|---|
| Accessories for breaker | — | — | ○ | ○ |
| Accessories for breaker & crusher | — | — | ○ | ○ |
| Accessories for 2 speed selector | — | — | ○ | ○ |
| Auto power lift | ● | ● | ● | ● |
| Boom mode selector system | ● | ● | ● | ● |
| Control valve with main relief valve | ● | ● | ● | ● |
| Drain filter | ● | ● | ● | ● |
| Engine speed sensing system | ● | ● | ● | ● |
| E-P control system | ● | ● | ● | ● |
| Extra port for control valve | ● | ● | ● | ● |
| Full-flow filter | ● | ● | ● | ● |
| Hose rupture valve | ○ | ○ | ○ | ○ |
| Pilot filter | ● | ● | ● | ● |
| Power boost | ● | ● | ● | ● |
| Quick warm-up system for pilot circuit | ● | ● | ● | ● |
| Shockless valve in pilot circuit | ● | ● | ● | ● |
| Suction filter | ● | ● | ● | ● |
| Work mode selector | ● | ● | ● | ● |

| CAB | | | | |
|--|---|---|---|---|
| Additional fuse box | ● | ● | ● | ● |
| Adjustable armrests | ● | ● | ● | ● |
| All-weather sound suppressed steel cab | ● | ● | ● | ● |
| AM-FM radio | ● | ● | ● | ● |
| Ashtray | ● | ● | ● | ● |
| Auto control air conditioner | ● | ● | ● | ● |
| Auto-idle selector | ● | ● | ● | ● |
| AUX. terminal and storage | ○ | ○ | ○ | ○ |
| Cab : (Center pillar reinforced structure) | ● | ● | — | — |
| OPG top guard fitted Level I (ISO10262) compliant cab | ● | ● | — | — |
| Round Tempered glass (green color) front window | ● | ● | — | — |
| Front window on upper, lower and left side can be opened | ● | ● | — | — |

| | ZX870-5G | ZX870LC-5G | ZX870H-5G | ZX870LCH-5G |
|---|----------|------------|-----------|-------------|
| H/R cab | — | — | ● | ● |
| OPG top guard fitted Level II (ISO10262) | — | — | ● | ● |
| OPG front guard fitted Level II (ISO10262) | — | — | ○ | ○ |
| Laminated straight glass front window | — | — | ● | ● |
| Left side window can be opened | — | — | ● | ● |
| Drink holder | ● | ● | ● | ● |
| Engine shut-off cable | ● | ● | ● | ● |
| Electric double horn | ● | ● | ● | ● |
| Evacuation hammer | ● | ● | ● | ● |
| Fire extinguisher bracket | ○ | ○ | ○ | ○ |
| Floor mat | ● | ● | ● | ● |
| Footrest | ● | ● | ● | ● |
| Front window washer | ● | ● | ● | ● |
| Glove compartment | ● | ● | ● | ● |
| Hot & cool box | ● | ● | ● | ● |
| Intermittent windshield wiper | ● | ● | ● | ● |
| Key cylinder light | ● | ● | ● | ● |
| LED room light with door courtesy | ● | ● | ● | ● |
| Pilot control shut-off lever | ● | ● | ● | ● |
| Rain guard for cab | ○ | ○ | — | — |
| Rear tray | ● | ● | ● | ● |
| Retractable seat belt | ● | ● | ● | ● |
| Rubber radio antenna | ● | ● | ● | ● |
| Seat : Adjustable reclining mechanical suspension | ● | ● | ● | ● |
| Seat : Adjustable reclining mechanical suspension with heater | ○ | ○ | ○ | ○ |
| Seat : Adjustable reclining air suspension with heater | ○ | ○ | ○ | ○ |
| Short wrist control levers | ● | ● | ● | ● |
| Storage box | ● | ● | ● | ● |
| Sun visor (front) | ○ | ○ | ○ | ○ |
| Sun visor (side) | ○ | ○ | ○ | ○ |
| Transparent roof with slide curtain | — | — | ● | ● |
| 2 speaker | ● | ● | ● | ● |
| 6 fluid-filled elastic mounts | ● | ● | ● | ● |
| 12 V power outlet | ○ | ○ | ○ | ○ |
| 24 V cigarette lighter | ● | ● | ● | ● |

| MONITOR SYSTEM | | | | |
|---|---|---|---|---|
| Alarm buzzers: overheat, engine oil pressure | ● | ● | ● | ● |
| Alarms: overheat, engine warning, engine oil pressure, alternator, minimum fuel level, air filter restriction, work mode, etc | ● | ● | ● | ● |
| Display of meters: water temperature, hour, fuel rate, clock | ● | ● | ● | ● |
| Other displays: work mode, auto-idle, glow, operating conditions etc | ● | ● | ● | ● |

EQUIPMENT

Standard and optional equipment may vary by country, so please consult your Hitachi dealer for details.

● : Standard equipment ○ : Optional equipment — : Not applicable

| LIGHTS | ZX870-5G | ZX870LC-5G | ZX870H-5G | ZX870LCH-5G |
|------------------|----------|------------|-----------|-------------|
| 4 working lights | ● | ● | ● | ● |
| 2 cab lights | ○ | ○ | ● | ● |
| 4 cab lights | ○ | ○ | ○ | ○ |

| UPPER STRUCTURE | | | | |
|---|---|---|---|---|
| Electric fuel refilling pump with auto stop | ○ | ○ | ○ | ○ |
| Auto-grease lubricator (excluding surrounding area of bucket) | ○ | ○ | ○ | ○ |
| Electrical grease pump with hose-reel | ○ | ○ | ○ | ○ |
| Fuel level float | ● | ● | ● | ● |
| Hydraulic oil level gauge | ● | ● | ● | ● |
| Ladder | ● | ● | ● | ● |
| Rear view camera | ○ | ○ | ○ | ○ |
| Rear view mirror(right & left side) | ● | ● | ● | ● |
| Side walk (cab side) | ● | ● | ● | ● |
| Swing parking brake | ● | ● | ● | ● |
| Tool box | ● | ● | ● | ● |
| Utility space | ● | ● | ● | ● |
| 170 Ah batteries | ● | ● | ● | ● |
| 2.3 mm thickness undercover | ● | ● | — | — |
| 4.5 mm thickness undercover | — | — | ● | ● |
| 13 300 kg counterweight | ● | ● | ● | ● |

| UNDERCARRIAGE | | | | |
|---|---|---|---|---|
| Bolt-on sprocket | ● | ● | ● | ● |
| Full track guard | — | — | ● | ● |
| Hydraulic track adjuster | ● | ● | ● | ● |
| Idler track guard | ● | ● | ● | ● |
| Reinforced track links with pin seals | ● | ● | ● | ● |
| Travel motor covers | ● | ● | ● | ● |
| Travel parking brake | ● | ● | ● | ● |
| Track undercover | ○ | ○ | ○ | ○ |
| Upper and lower rollers | ● | ● | ● | ● |
| 2 track guard (each side) | ● | ● | — | — |
| 650 mm double grouser shoes | ● | ● | ● | ● |
| 750 mm double grouser shoe with standard track guard | ○ | ○ | — | — |
| 900 mm double grouser shoes with standard track guard | — | ○ | — | — |

| FRONT ATTACHMENTS | ZX870-5G | ZX870LC-5G | ZX870H-5G | ZX870LCH-5G |
|---|----------|------------|-----------|-------------|
| Centralized lubrication system | ● | ● | ● | ● |
| Damage prevention plate and square bars | — | — | ● | ● |
| Dirt seal on all bucket pins | ● | ● | ● | ● |
| Flanged pin | ● | ● | ● | ● |
| Monolithically cast bucket link A | ● | ● | ● | ● |
| 2.9 m ³ (ISO heaped) bucket | ○ | ○ | — | — |
| 3.5 m ³ (ISO heaped) bucket | ● | ● | — | — |
| 4.5 m ³ (ISO heaped) bucket | ○ | ○ | — | — |
| 3.5 m ³ (ISO heaped) rock bucket (with dual type side shrouds) | — | — | ● | ● |
| 3.7 m ³ (ISO heaped) rock bucket (with dual type side shrouds) | — | — | ○ | ○ |
| 4.3 m ³ (ISO heaped) rock bucket (with dual type side shrouds) | — | — | ○ | ○ |
| 8.4 m boom and 3.7 m arm | ● | ● | — | — |
| 8.4 m H-boom and 3.7 m H-arm | — | — | ● | ● |
| 7.1 m BE-boom | ○ | ○ | ○ | ○ |
| 2.95 m BE-arm | ○ | ○ | ○ | ○ |
| 4.4 m arm | ○ | ○ | — | — |

| MISCELLANEOUS | | | | |
|--------------------------------------|---|---|---|---|
| Anti-slip steps and handrails | ● | ● | ● | ● |
| Lockable fuel refilling cap | ● | ● | ● | ● |
| Lockable machine covers | ● | ● | ● | ● |
| Onboard information controller | ● | ● | ● | ● |
| Standard tool kit | ● | ● | ● | ● |
| Theft deterrent system | ● | ● | ● | ● |
| Travel direction mark on track frame | ● | ● | ● | ● |

| OTHERS | | | | |
|------------------|---|---|---|---|
| Global e-service | ● | ● | ● | ● |

Before using a machine with a satellite communication system, please make sure that the satellite communication system complies with local regulations, safety standards and legal requirements. If not so, please make modifications accordingly.

These specifications are subject to change without notice.

Illustrations and photos show the standard models, and may or may not include optional equipment, accessories, and all standard equipment with some differences in color and features.

Before use, read and understand the Operator's Manual for proper operation.